

Scaled data based on original data using
LM-79-08 Approved Method: Electrical and Photometric Measurements of Solid-
State Lighting Products

Test Report Prepared for
Cooper Lighting Solutions
(formerly Eaton)

Brand: McGRAW-EDISON

Report Number: P943633

Luminaire Tested: **GALN-SB8A-950-U-T1**

Issue Date: 1/21/2025

Test Information

Test Method: LM-79-08
Report Number: P943633
TEST IS SCALED FROM IESNA LM-79-08 TEST DATA (G2-2405-108-2)
Test Lab: INNOVATION CENTER
Issue Date: 1/21/2025
Manufacturer: COOPER LIGHTING SOLUTIONS (FORMERLY EATON)
Product Line: McGRAW-EDISON
Catalog Number: GALN-SB8A-950-U-T1
Description: GALLEON AREA AND ROADWAY HIGH DENSITY LED LUMINAIRE
(8) 90 CRI, 5000K, 350mA LIGHTSQUARES WITH 26 LEDS EACH AND TYPE I OPTICS
Light Source: -
Ballast/Driver: -

Summary

Lumens per Lamp: N/A
Luminaire Lumens: 24962 lumens
Efficiency: N/A
Efficacy: 109.9 lumens/watt
Luminous Opening: Rectangular (W 1.5' x L: 1.5' x H: 0')
IES Classification: Type I - Short
BUG Rating: B4 - U0 - G4

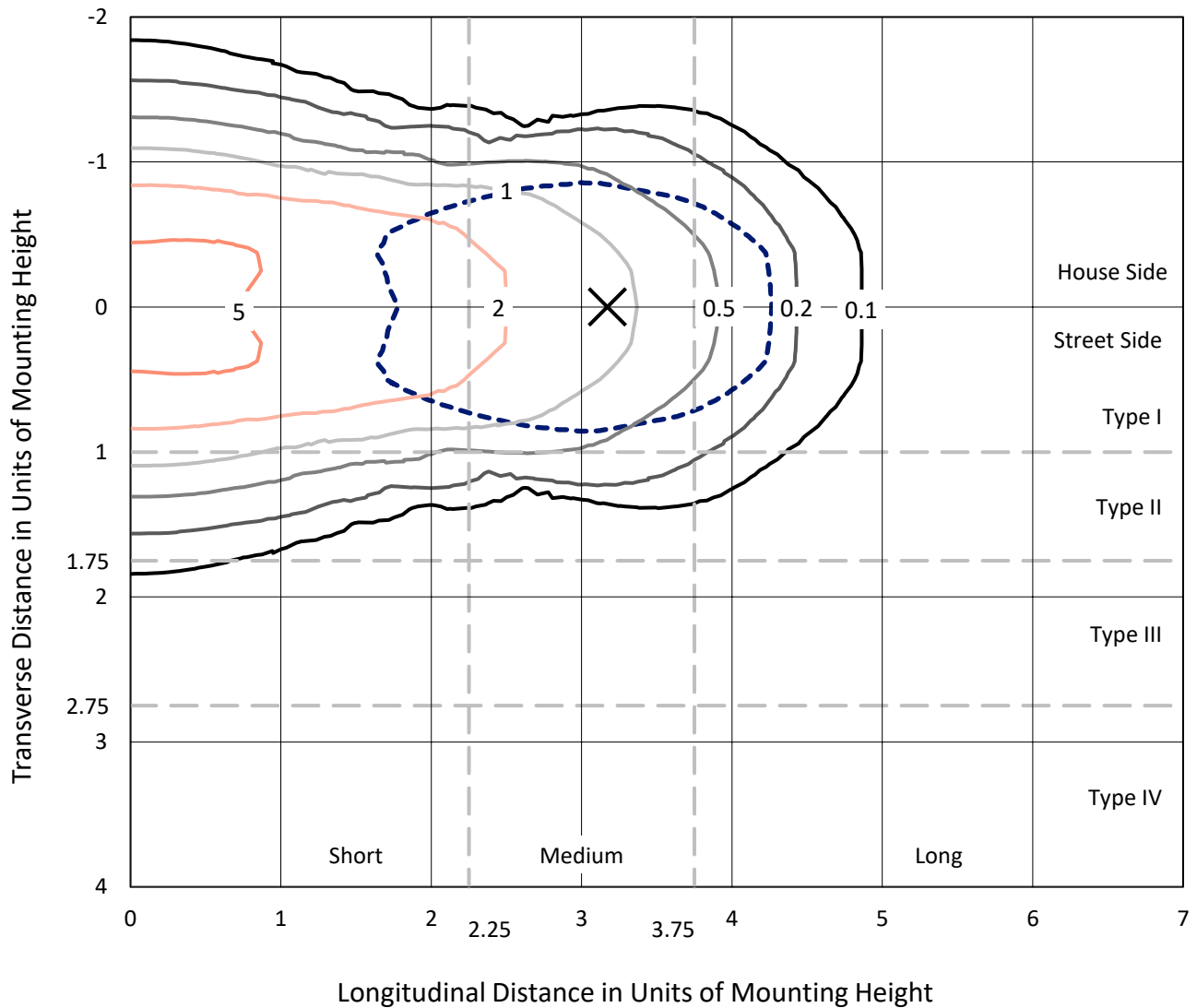
Input Watts (W): 227.1
Input Voltage (V): NR
Input Current (Ain): NR
Voltage Rise (V): NR
Power Factor: NR
Total Harmonic Distortion (THDi): NR
Frequency (hertz): 60
Stabilization Time: NR
Operation Time: NR
Ambient Temperature (°C): NR
Test Distance: 24 FT



REPORT NUMBER: P943633
 CATALOG NUMBER: GALN-SB8A-950-U-T1

Iso-Footcandle Lines of Horizontal Illumination

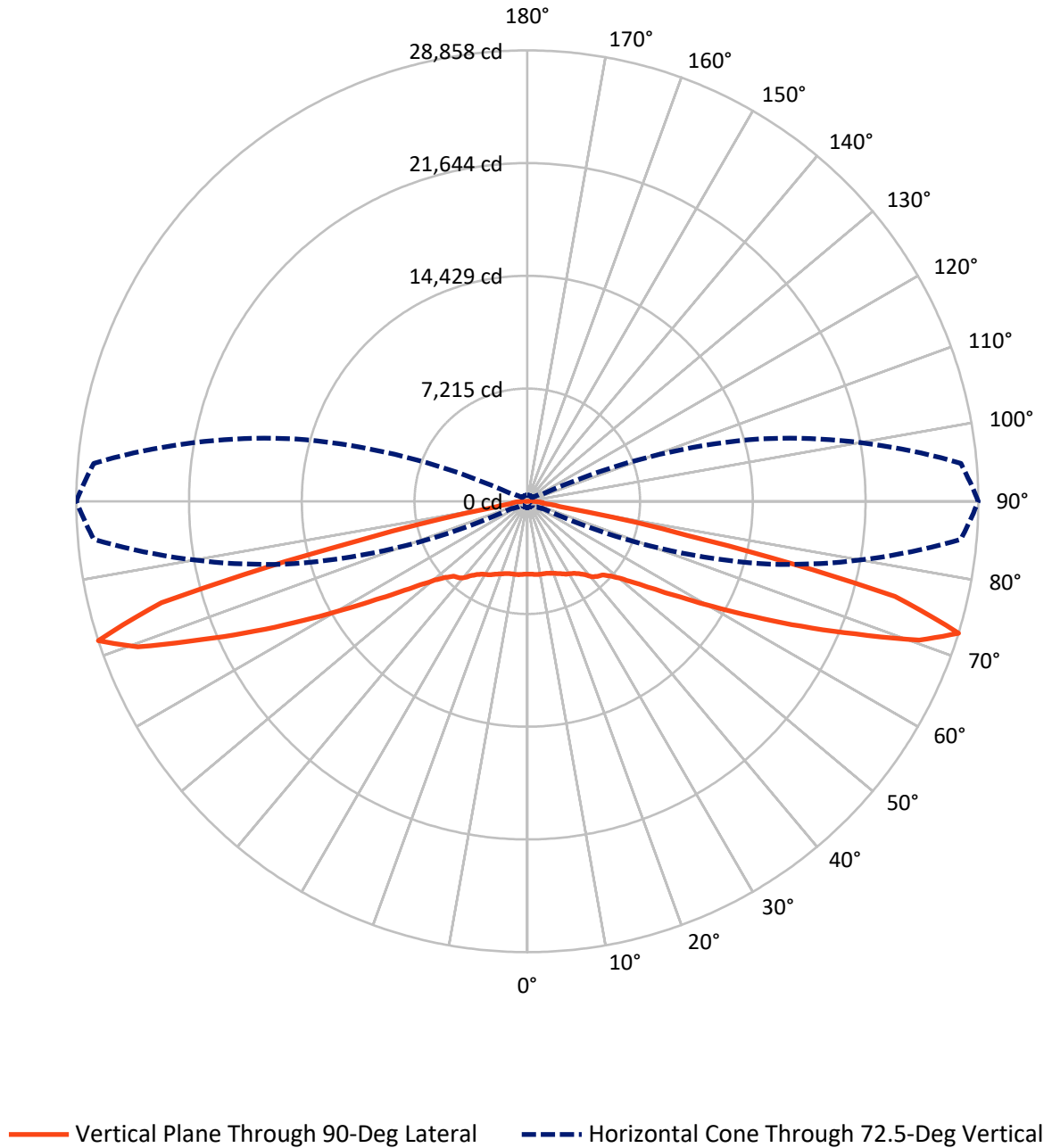
× Max cd
 - - - 1/2 Max cd



Based on 25 foot mounting height. Maximum calculated value = 7.5 fc
 Type I - Short - N/A

REPORT NUMBER: P943633
CATALOG NUMBER: GALN-SB8A-950-U-T1

Luminous Intensity Polar Plot



REPORT NUMBER: P943633

CATALOG NUMBER: GALN-SB8A-950-U-T1

FLUX DISTRIBUTION:

		Downward	Upward	Total
House Side	Lumens	12481.0	0.0	12481.0
	% Fixture	50.0	0.0	50.0
Street Side	Lumens	12481.0	0.0	12481.0
	% Fixture	50.0	0.0	50.0
Total	Lumens	24962.0	0.0	24962.0
	% Fixture	100.0	0.0	100.0

ZONAL LUMENS:

Zone	Lumens	% Fixture
0°-10°	452.3	1.8
10°-20°	1382.9	5.5
20°-30°	2305.8	9.2
30°-40°	3171.2	12.7
40°-50°	3872.9	15.5
50°-60°	4479.4	17.9
60°-70°	5341.0	21.4
70°-80°	3727.6	14.9
80°-90°	229.0	0.9
90°-100°	0.0	0.0
100°-110°	0.0	0.0
110°-120°	0.0	0.0
120°-130°	0.0	0.0
130°-140°	0.0	0.0
140°-150°	0.0	0.0
150°-160°	0.0	0.0
160°-170°	0.0	0.0
170°-180°	0.0	0.0
0°-90°	24962.0	100.0
0°-180°	24962.0	100.0

Coefficient of Utilization



REPORT NUMBER: P943633

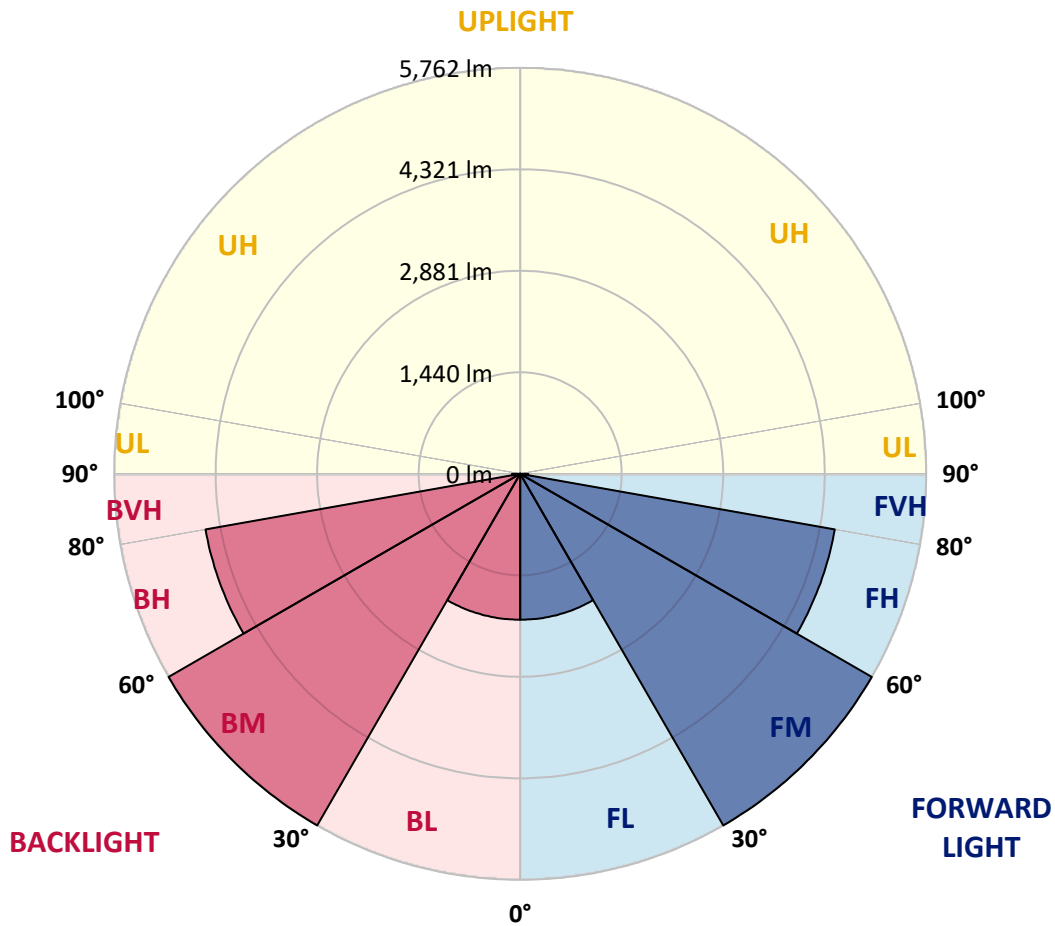
CATALOG NUMBER: GALN-SB8A-950-U-T1

LUMINAIRE CLASSIFICATION SYSTEM LUMEN TABLE AND BUG RATING:

Zone	Lumens	% Fixture	Zone Rating/Lumen Limit		
			B	U	G
FL (0°-30°)	2070.5	8.3			
FM (30°-60°)	5761.8	23.1			
FH (60°-80°)	4534.3	18.2			G2/5000
FVH (80°-90°)	114.5	0.5			G2/225
BL (0°-30°)	2070.5	8.3	B3/2500		
BM (30°-60°)	5761.8	23.1	B4/8500		
BH (60°-80°)	4534.3	18.2	B4/5000		G4/5000
BVH (80°-90°)	114.5	0.5			G2/225
UL (90°-100°)	0.0	0.0		U0/0	
UH (100°-180°)	0.0	0.0		U0/0	

BUG Rating: B4-U0-G4

Type I Short



REPORT NUMBER: P943633
 CATALOG NUMBER: GALN-SB8A-950-U-T1

CANDELA DISTRIBUTION (FULL):

	0°	5°	15°	25°	35°	45°	55°	65°	75°	85°
0°	4664.4	4664.4	4664.4	4664.4	4664.4	4664.4	4664.4	4664.4	4664.4	4664.4
2.5°	4668.4	4673.7	4673.7	4669.7	4679.0	4671.0	4671.0	4667.1	4671.0	4667.1
5°	4692.3	4698.9	4701.6	4700.2	4712.2	4705.5	4705.5	4700.2	4701.6	4697.6
7.5°	4737.4	4746.7	4752.0	4758.6	4775.8	4767.9	4762.6	4746.7	4740.0	4729.4
10°	4752.0	4762.6	4779.8	4814.3	4854.1	4855.4	4839.5	4799.7	4769.2	4745.3
12.5°	4706.9	4721.5	4757.3	4827.6	4916.5	4952.3	4927.1	4860.8	4801.1	4758.6
15°	4649.8	4665.7	4720.1	4826.3	4957.6	5041.2	5038.5	4951.0	4855.4	4789.1
17.5°	4560.9	4576.9	4655.1	4803.7	4989.4	5127.4	5164.6	5074.3	4940.4	4851.5
20°	4400.4	4415.0	4523.8	4732.1	5000.0	5218.9	5315.8	5236.2	5069.0	4948.3
22.5°	4192.1	4214.7	4342.0	4608.7	4974.8	5314.5	5488.2	5433.9	5218.9	5051.8
25°	3969.3	3993.1	4141.7	4457.5	4909.8	5383.4	5692.5	5658.1	5388.8	5180.5
27.5°	3776.9	3802.1	3964.0	4307.6	4809.0	5410.0	5894.2	5911.4	5594.4	5322.4
30°	3625.7	3649.5	3822.0	4186.8	4679.0	5383.4	6070.6	6190.0	5804.0	5445.8
32.5°	3459.8	3490.4	3672.1	4039.6	4525.1	5319.8	6224.5	6491.2	6046.8	5578.5
35°	3250.2	3278.1	3469.1	3837.9	4323.5	5217.6	6353.2	6825.5	6394.3	5780.1
37.5°	2995.5	3022.1	3211.8	3585.9	4123.2	5074.3	6451.4	7202.2	6808.2	6070.6
40°	2739.5	2764.7	2942.5	3304.6	3883.0	4891.3	6485.9	7571.0	7283.2	6469.9
42.5°	2504.7	2527.2	2690.4	3027.4	3613.7	4657.8	6440.8	7892.1	7709.0	6748.5
45°	2288.4	2308.3	2452.9	2767.3	3333.8	4373.9	6305.4	8237.0	8215.8	6947.5
47.5°	2041.7	2061.6	2211.5	2515.3	3053.9	4040.9	6075.9	8576.6	8920.2	7398.6
50°	1740.5	1757.8	1911.7	2224.7	2763.4	3686.7	5757.6	8843.3	9809.1	8081.8
52.5°	1383.7	1402.2	1552.2	1865.2	2418.4	3305.9	5338.3	9017.1	10835.9	9079.4
55°	1029.5	1042.7	1172.7	1454.0	1991.3	2872.1	4813.0	9066.2	12000.6	10443.2
57.5°	746.9	754.8	838.4	1048.0	1509.7	2329.6	4174.9	8938.8	13387.0	12191.7
60°	604.9	607.6	632.8	725.7	1049.4	1716.7	3404.1	8501.0	14891.4	14445.6
62.5°	549.2	549.2	555.9	581.1	709.7	1132.9	2471.5	7593.6	16504.5	17293.9
65°	510.8	510.8	513.4	525.3	559.8	721.7	1560.1	6115.7	17864.3	20630.3
67.5°	476.3	477.6	476.3	480.2	500.1	533.3	904.8	4224.0	18596.6	24087.5
70°	440.4	443.1	436.5	436.5	452.4	453.7	566.5	2316.3	17989.0	26984.9
72.5°	398.0	402.0	391.4	388.7	400.6	395.3	425.8	1111.7	15444.6	27849.8
75°	360.8	366.1	342.3	335.6	335.6	331.7	346.2	570.4	10024.0	22718.5
77.5°	327.7	338.3	299.8	278.6	273.3	261.3	282.6	348.9	4384.5	10666.1
80°	270.6	285.2	246.8	221.5	212.3	199.0	222.9	244.1	1304.1	2476.8
82.5°	201.6	208.3	175.1	157.9	149.9	140.6	167.2	169.8	424.5	876.9
85°	128.7	131.3	107.5	92.9	88.9	84.9	106.1	92.9	161.8	644.7
87.5°	45.1	51.7	41.1	37.1	39.8	33.2	49.1	27.9	45.1	455.0
90°	0.0	0.0	0.0	0.0	0.0	0.0	0.0	0.0	0.0	0.0

(END C

90°

4664.4
4667.1
4697.6
4729.4
4741.4
4752.0
4778.5
4836.9
4925.8
5021.3
5138.0
5277.3
5380.8
5496.2
5688.6
5948.6
6339.9
6581.4
6722.0
7138.6
7755.4
8677.5
9940.4
11558.9
13648.3
16225.9
19279.8
22629.6
26601.5
28858.1
24299.8
10444.5
2372.0
991.0
936.6
563.8
0.0

OF REPORT)